


Pohutukawa Home Learning Pack

Year 1
Week 8



Name: _____ Date: _____

Apple Picking

Read the story.


Karen and Andrew go to the apple orchard.

They pick red, green, and yellow apples.

They fill a basket with apples.

At home, their mother bakes a pie with the apples.

Karen and Andrew love apple pie!



Answer the questions.

1. Where do Karen and Andrew go? _____

What do they do there? _____

2. Where do Karen and Andrew put the apples? _____

3. What happens to the apples at home? _____

4. What do Karen and Andrew love? _____

Name: _____ Date: _____

Tree Owl

Read the story.

There is a tall tree in Meg's yard.


A spotted owl lives in the tree.

Meg can see the owl from her window.

The owl has big, round eyes.

Meg likes to hear the owl hoot.

At night time, the owl hunts.



Answer the questions.

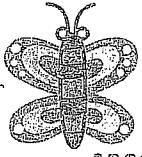
1. Where is the tall tree? _____

2. What lives in Meg's tree? _____


3. What does the owl look like? _____

4. What does Meg like to hear? _____

5. What does the owl do at night time? _____



Write the numbers.



1								
2								
3								
4								
5								
6								
7								
8								
9								
10								

Name: _____

Pre-K/Kinder

Writing numbers

Tracing numbers 11-15

Directions: Trace all the numbers.

11 11 11 11 11

12 12 12 12 12

13 13 13 13 13

14 14 14 14 14

15 15 15 15 15

Name: _____

Pre-K/Kinder

Writing numbers

Tracing numbers 16-20

Directions: Trace all the numbers.


16 16 16 16 16

17 17 17 17 17


18 18 18 18 18

19 19 19 19 19

20 20 20 20



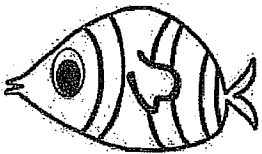
ANSWER KEY




3




1




8



2



4



6

Numeracy 123

K3-26

I am learning to find the number that comes before or after, with numbers up to 20.

Write the number that comes before and the number that comes after each number you are given.

Before		After
	8	
	12	
	16	
	10	
	3	
	11	
	6	
	9	
	14	

Before		After
	2	
	18	
	13	
	7	
	4	
	15	
	19	
	5	
	16	

Write the numbers up to 20.

1	2	3	4	5	6	7	8	9	10
11	12	13	14	15	16	17	18	19	20

Numeracy 123

S1-18

I am learning to count to 10.
Count how many objects there are in each box and draw the extra ones you need to make the matching number.




7



2



4



10



8



3



5



9



6

1						7					10
---	--	--	--	--	--	---	--	--	--	--	----

Numeracy 123

S1-17

I am learning to count to 10.
Count how many objects there are in each box and draw the extra ones you need to make the matching number.



4



7



6



9



3




10



5



8



2

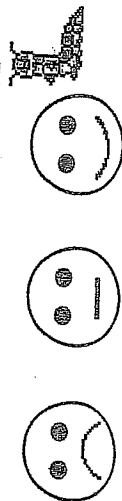
1	2										10
---	---	--	--	--	--	--	--	--	--	--	----

Basic Facts - Numeracy - Addition - Groups within 5

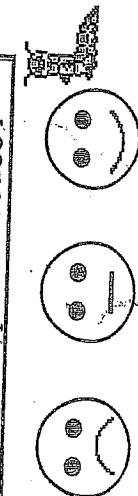
Day 1	+	No 1
4	+	1 =
1	+	2 =
0	+	5 =
2	+	2 =
3	+	1 =
4	+	0 =
1	+	1 =
0	+	3 =
2	+	3 =
1	+	0 =
©pinada publications 2004		



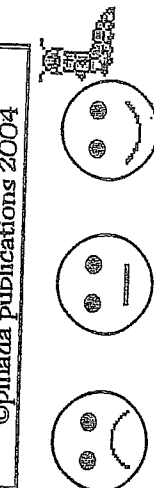
Day 2	+	No 1
0	+	0 =
3	+	2 =
2	+	1 =
5	+	0 =
0	+	1 =
1	+	3 =
2	+	0 =
0	+	4 =
3	+	0 =
1	+	4 =
©pinada publications 2004		



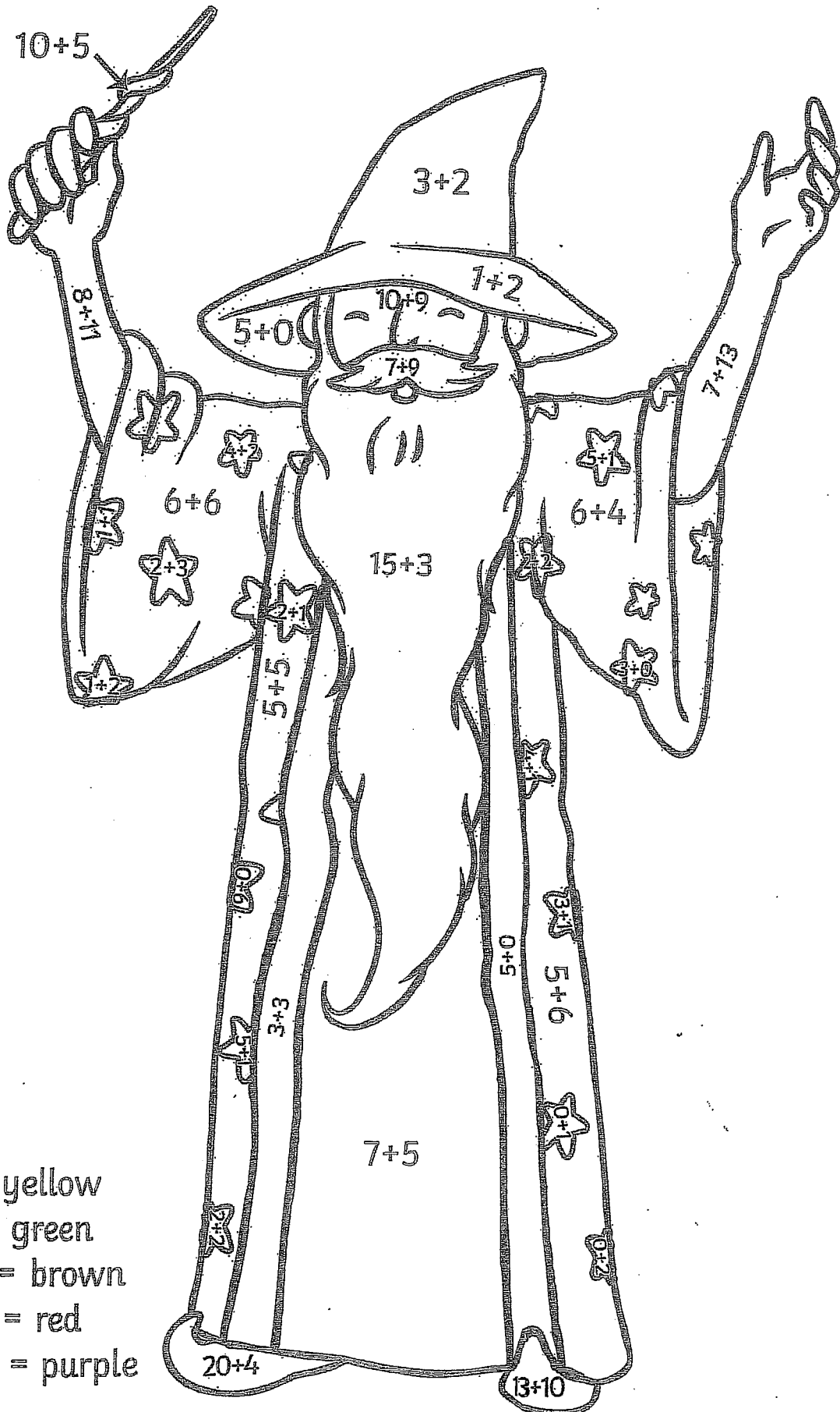
Day 3	+	No 1
0	+	2 =
1	+	1 =
4	+	0 =
0	+	0 =
3	+	2 =
2	+	1 =
1	+	3 =
5	+	0 =
2	+	2 =
4	+	1 =
©pinada publications 2004		



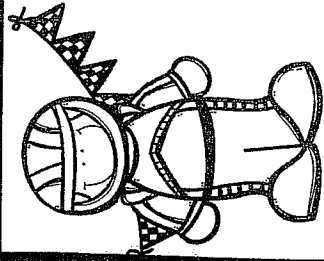
Day 4	+	No 1
0	+	5 =
3	+	1 =
1	+	0 =
0	+	3 =
1	+	2 =
0	+	4 =
3	+	0 =
1	+	4 =
2	+	3 =
0	+	2 =
©pinada publications 2004		



Addition to 30 Colour by Number

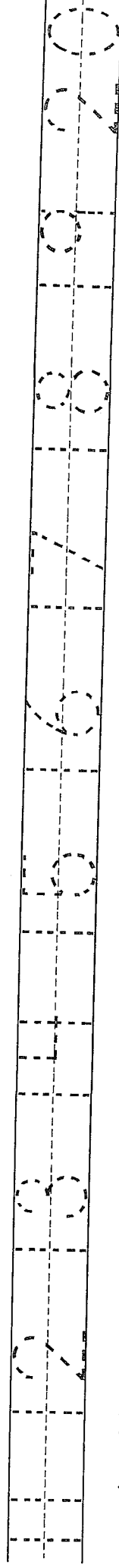
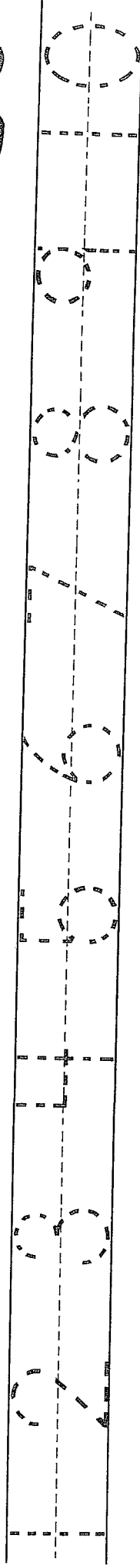



- 0 - 6 = yellow
- 7 - 12 = green
- 13 - 18 = brown
- 19 - 24 = red
- 25 - 30 = purple



Race to Trace the Numbers 1 to 20.

START YOUR ENGINES.




Write the numbers 1 to 20

Blank lines for writing the numbers 1 to 20.


Name _____

Doubling and halving

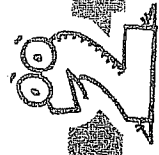


© Essential Resources Educational Publishers Ltd, 2005

Make the second card in each pair the same as the first card.

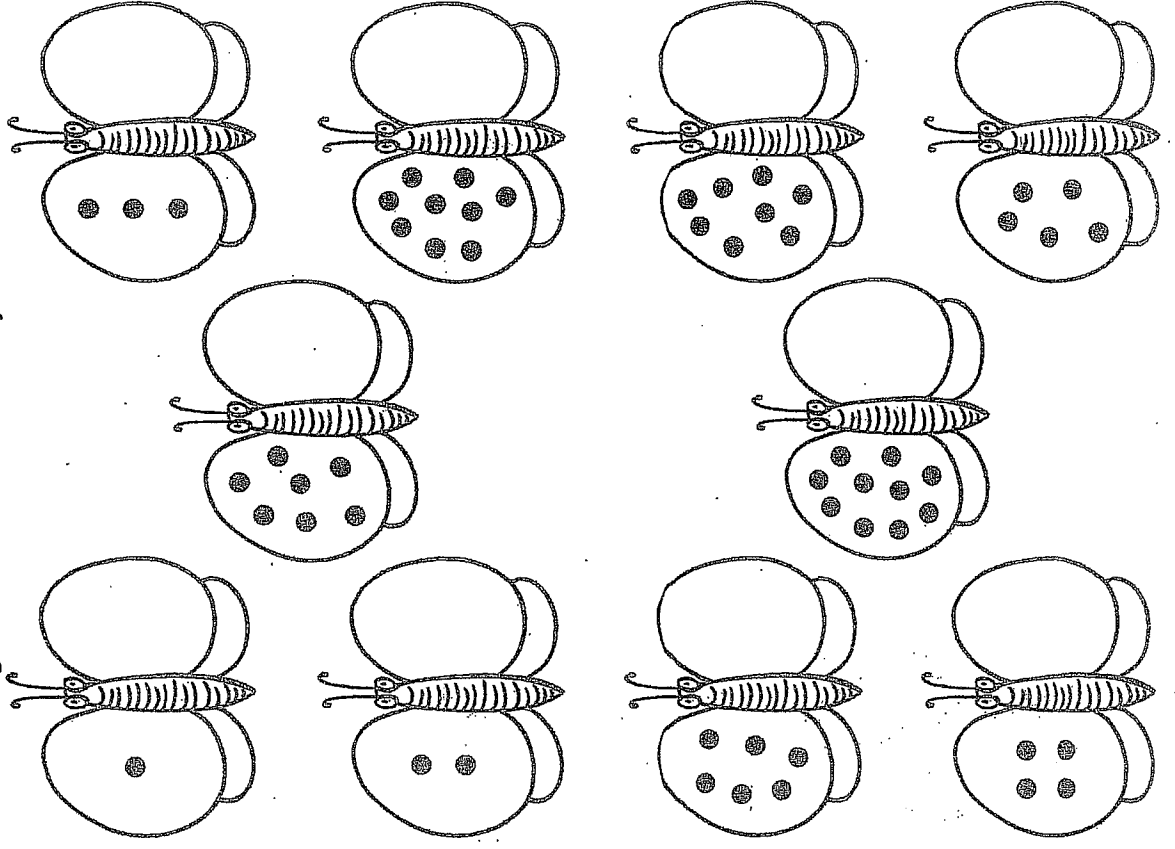


© Essential Resources Educational Publishers Ltd, 2005



© Essential Resources Educational Publishers Ltd, 2005


Make the wings the same for each butterfly.



Colour the pencils shorter than the pencil case blue.

Colour the pencils longer than the pencil case red.

Colour the pencils that are the same length as the pencil case yellow.



Measurement

Approximation and comparison (length)

1 less	number	1 more
56	57	58
	24	
	65	
	38	
	46	

1 less	number	1 more
74	75	76
	91	
	16	
	29	
	62	




Skip-count in fives from the first number and then fill in the number pattern.




5, _____, _____




_____, _____, _____, _____, _____



_____, _____, _____, _____, _____, _____, _____, _____




_____, _____, _____, _____, _____, _____, _____, _____, _____, _____



_____, _____, _____, _____, _____, _____



_____, _____, _____, _____, _____, _____, _____



_____, _____, _____, _____, _____, _____, _____, _____, _____



_____, _____, _____, _____, _____, _____, _____

Count by 2s

2		6		10		14			20
22	24		28		32			38	40
42		46		50		54			60
62	64		68		72		76		80
82		86		90		94		98	100


Count by 5s

5		15		25		35			50
55			70		80		90		100

Count by 10s

10		30		50		70			100
----	--	----	--	----	--	----	--	--	-----

Name: _____







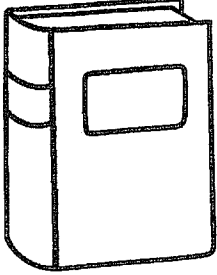

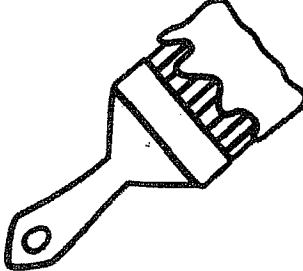



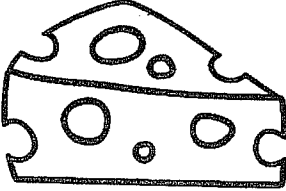

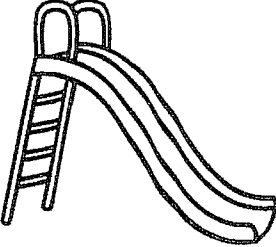



sh sound



sh



no sh



Using the Across and Down clues on the second page, write the correct words in the numbered grid below.

A crossword puzzle grid is shown, consisting of white squares for letters and black squares for empty space. The grid is composed of the following squares (row, column):

- Row 1: (1, 10), (1, 11), (1, 12), (1, 13)
- Row 2: (2, 10), (2, 11), (2, 12), (2, 13)
- Row 3: (3, 8), (3, 9), (3, 10), (3, 11)
- Row 4: (4, 8), (4, 9), (4, 10), (4, 11)
- Row 5: (5, 8), (5, 9), (5, 10), (5, 11)
- Row 6: (6, 4), (6, 5), (6, 6), (6, 7), (6, 8), (6, 9)
- Row 7: (7, 4), (7, 5), (7, 6), (7, 7), (7, 8), (7, 9)
- Row 8: (8, 4), (8, 5), (8, 6), (8, 7), (8, 8), (8, 9)
- Row 9: (9, 1), (9, 2), (9, 3), (9, 4), (9, 5)
- Row 10: (10, 1), (10, 2), (10, 3), (10, 4), (10, 5)
- Row 11: (11, 1), (11, 2), (11, 3), (11, 4), (11, 5)


The numbered starting points are:

- 1: (1, 10)
- 2: (3, 8)
- 3: (6, 4)
- 4: (6, 6)
- 5: (9, 1)

DOWN

1. A large boat.
2. A place to do some shopping.
4. Remove whiskers.
5. Where the sea meets the land.

1. Rhymes with could.
2. For storage.
3. Past tense of shake.
4. Something that goes on the bed first.
5. Refer to a girl. Not he....



Name: _____

Find the Words That Begin With Sh

Find the hidden words. The words are horizontal, vertical, or diagonal.

h	d	x	w	w	x	s	j	l	w	j	u
s	k	l	n	o	e	h	s	v	o	t	e
h	g	d	s	x	u	o	s	h	e	e	t
o	y	t	n	h	s	v	p	s	e	p	i
u	a	t	b	h	o	e	b	r	b	l	a
l	w	y	i	s	q	p	p	w	s	s	l
d	u	r	h	s	c	a	t	z	h	s	s
h	t	i	g	h	p	v	p	o	h	h	h
e	n	e	f	a	c	y	r	o	c	o	o
k	u	s	h	v	b	t	u	u	r	e	o
j	l	x	c	e	u	t	r	v	n	r	k

1.shout

4.sheet

7.shop

10.short

2.shell

5.shave

8.shoe

11.shirt

3.shin

6.should

9.shook

12.shove

Numeracy 123

S1-18

I am learning to count to 10.

Count how many objects there are in each box and draw the extra ones you need to make the matching number.



7



2



4



10



8



3



5



9



6

1

7

10

Numeracy 123

S1-17

I am learning to count to 10.

Count how many objects there are in each box and draw the extra ones you need to make the matching number.



4



7



6



9



3



10



5



8




2


1 2

10



Today I am learning to order numbers to 20.



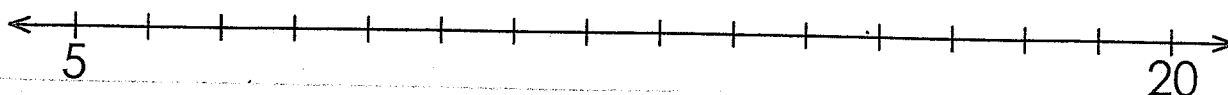
Fill in the missing numbers in the white boxes on each number line.



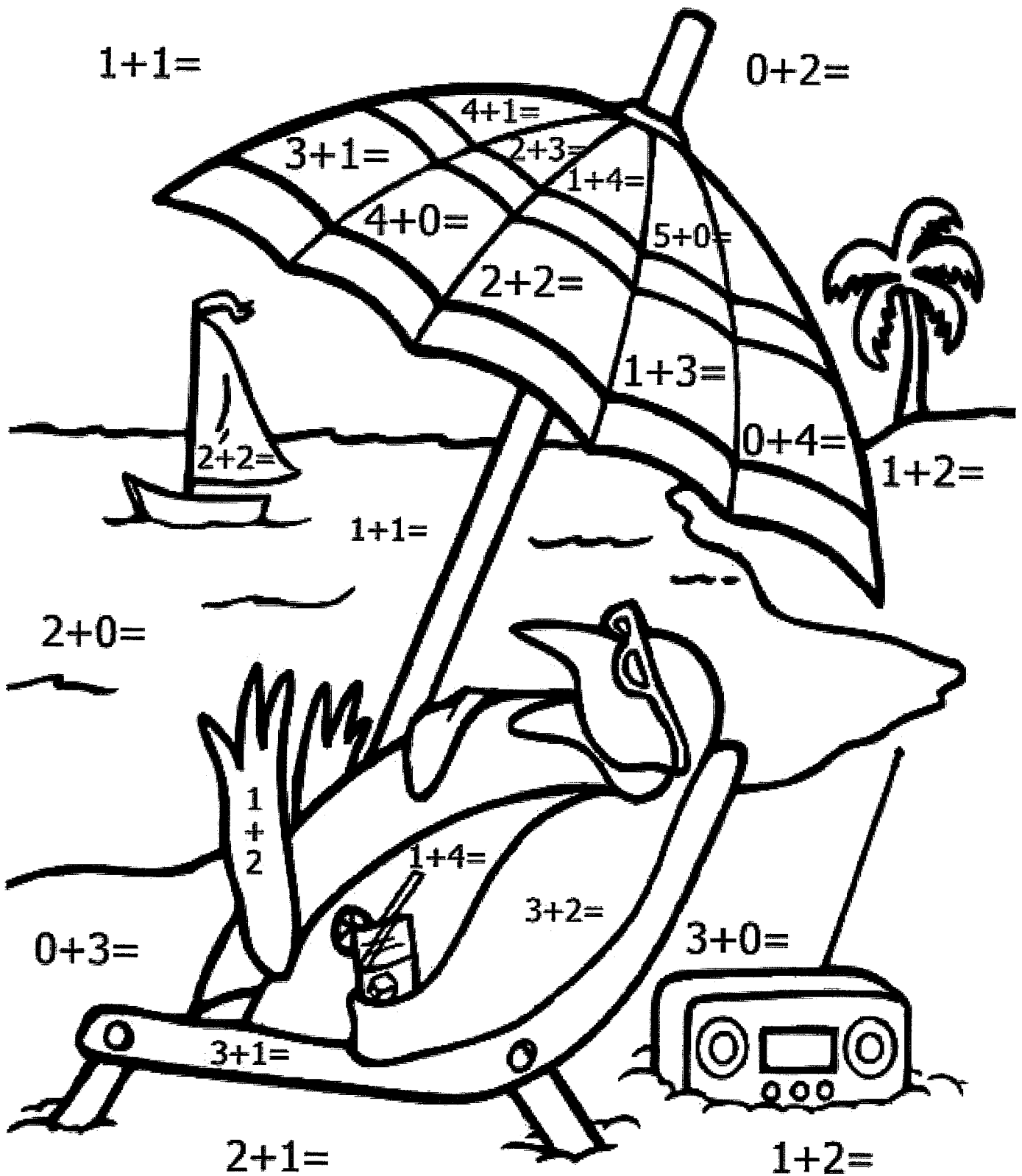
Count back to fill in the white boxes on each number line.



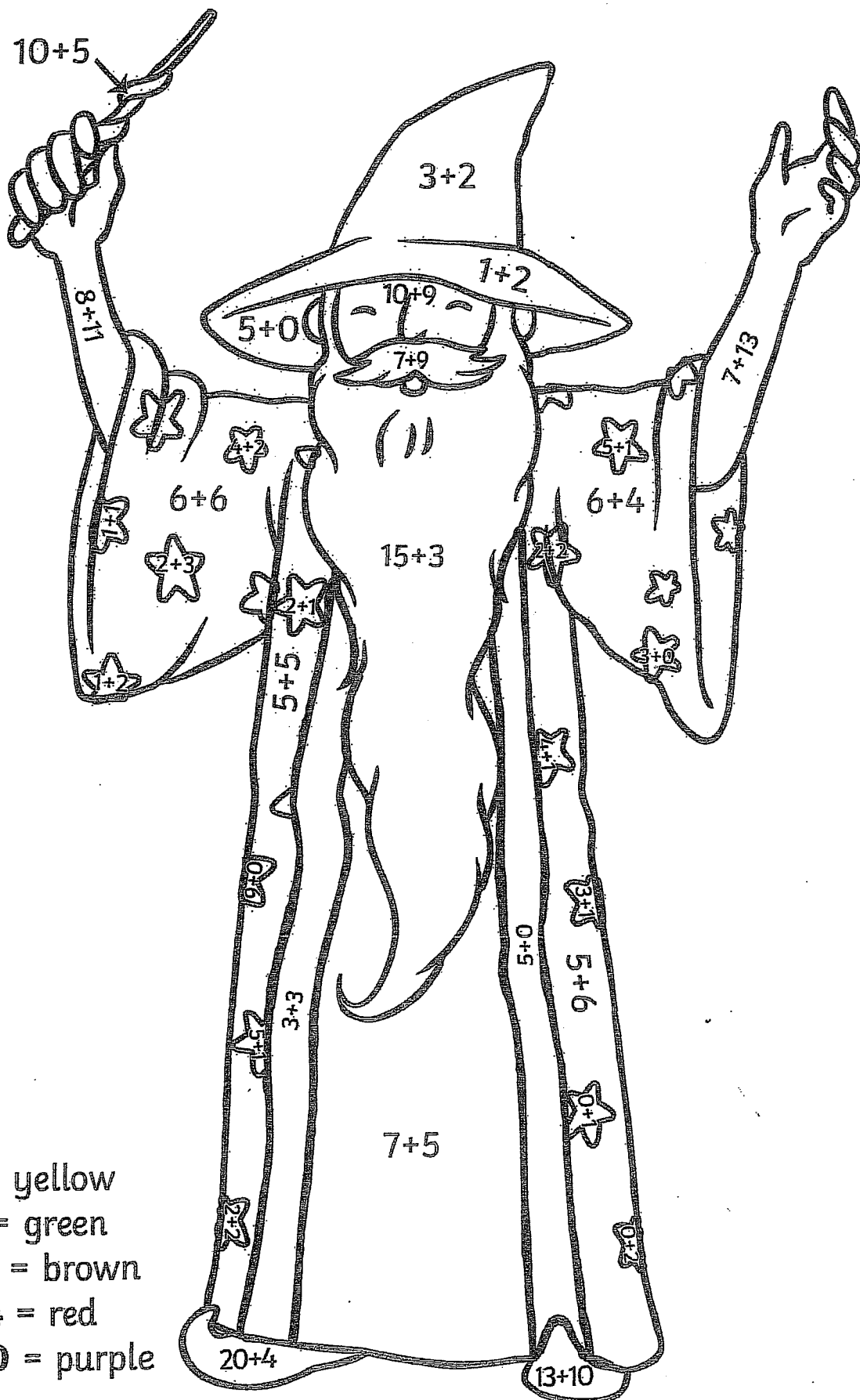
Fill in the missing numbers on the number line.



2-Blue 3-Yellow 4-Red 5-Green



Addition to 30 Colour by Number




0 - 6 = yellow

7 - 12 = green

13 - 18 = brown

19 - 24 = red

25 - 30 = purple



Name: _____






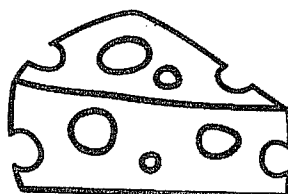




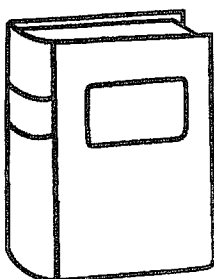



sh sound



sh




no sh





Using the Across and Down clues on the second page, write the correct words in the numbered grid below.

A crossword puzzle grid with 15 empty squares. The grid is composed of black and white squares. The white squares are arranged in a pattern that allows for a 4-letter word to be placed horizontally and a 4-letter word to be placed vertically. The grid is labeled with numbers 1 through 5 in the top-left corner.



Name: _____

Find the Words That Begin With Sh

Find the hidden words. The words are horizontal, vertical, or diagonal.

h	d	x	w	w	x	s	j	l	w	j	u
s	k	l	n	o	e	h	s	v	o	t	e
h	g	d	s	x	u	o	s	h	e	e	t
o	y	t	n	h	s	v	p	s	e	p	i
u	a	t	b	h	o	e	b	r	b	l	a
l	w	y	i	s	q	p	p	w	s	s	l
d	u	r	h	s	c	a	t	z	h	s	s
h	t	i	g	h	p	v	p	o	h	h	h
e	n	e	f	a	c	y	r	o	c	o	o
k	u	s	h	v	b	t	u	u	r	e	o
j	l	x	c	e	u	t	r	v	n	r	k

1.shout

4.sheet

7.shop

10.short

2.shell

5.shave

8.shoe

11.shirt

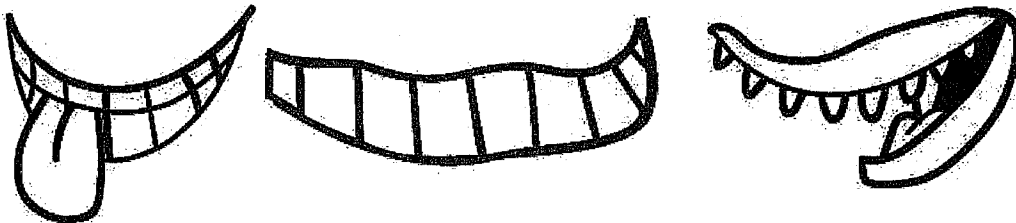


3.shin


6.should

9.shook


12.shove

Cut and Paste an alien face!





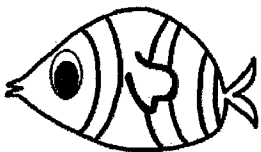
ANSWER KEY




3




1




8



2




4



6

Name _____


Match and Cover



Cut each tile and match the number.






Name : _____




Read and Color

Read the sentence and color the correct picture.




I see a cat.




I see a bird.



I see a cow.




Name : _____



Match, Read, and Write

Put the correct word on top of the picture. Read and write the sentence.


I see a



.

Write the sentence.

I see a



.

Write the sentence.

I see a



.

Write the sentence.

bear


lion

dog

NAME: _____



Can you help
count the zoo
animals?



$10 + 3 = \square$

$5 + 4 = \square$

$6 + 9 = \square$

$5 + 3 = \square$

$11 + 3 = \square$

$10 + 4 = \square$

$10 + 10 = \square$

$8 + 2 = \square$

$10 + 9 = \square$

$15 + 3 = \square$

$12 + 3 = \square$

$2 + 3 = \square$

$14 + 2 = \square$

$5 + 5 = \square$

$16 + 6 = \square$

$9 + 5 = \square$

$18 + 4 = \square$

$17 + 3 = \square$


$13 + 3 = \square$

$20 + 3 = \square$

$11 + 9 = \square$

$18 + 4 = \square$

$12 + 3 = \square$




Numeracy 123

K4-16

I am learning to count to 100.

Join the dots by putting these numbers up to 100 in order.



Write the numbers from 1 to 100.

[illegible]

Numeracy 123

K3-26

I am learning to find the number that comes before or after, with numbers up to 20.





Write the number that comes before and the number that comes after each number you are given.

Before		After
	8	
	12	
	16	
	10	
	3	
	11	
	6	
	9	
	14	


Before		After
	2	
	18	
	13	
	7	
	4	
	15	
	19	
	5	
	16	

Write the numbers up to 20.

1	2	3	4	5	6	7	8	9	10
11	12	13	14	15	16	17	18	19	20




Ko Ahau i te Pūatahanga




Kia ora


Nāku noa, nā


Ko ēhea pūatahanga ka kōrerohia mōu ake me te Ao e noho nei koe? Tapahia me te whakarapa atu ki runga i te āhua o te waea pūkoro nei.



Ka hanga ōu ake rānei:











Ma is white

Ma is white

Whero is red

Kakariki is green

Mangu is black, Pango is too

A E I O U

Kowhai is yellow

Parauri is brown

Kikorangi is blue

Karakaraka is our orange

A E I O U

